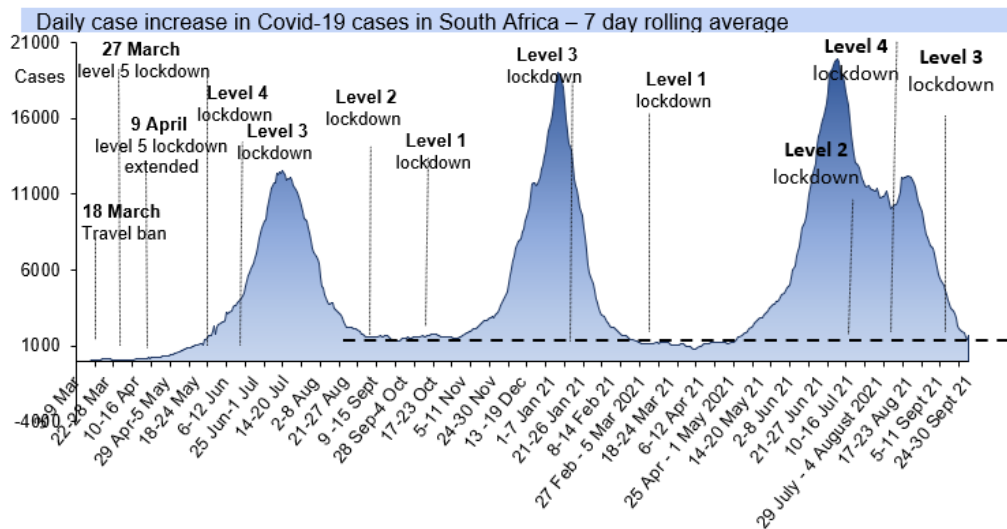


SA Economics

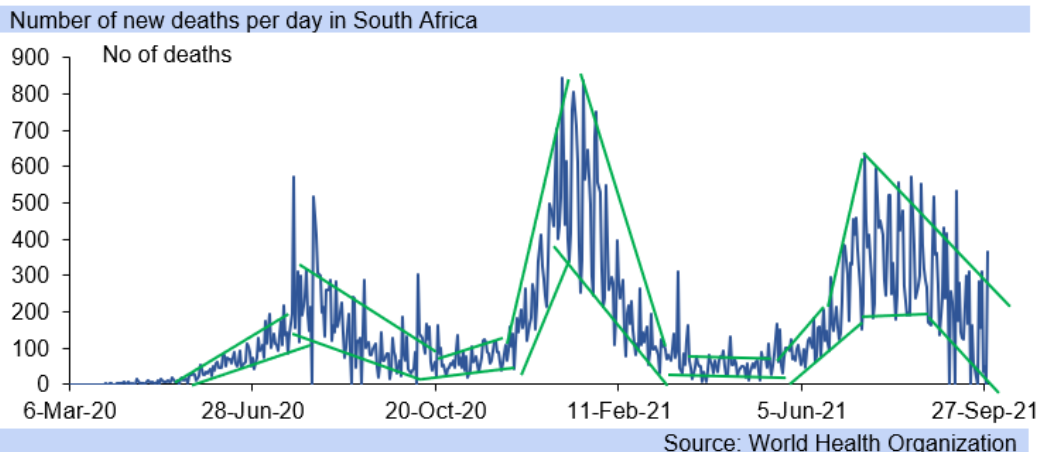


Thursday 30 September 2021

Covid-19: South Africa's Covid-19 third wave has passed, with the curve dropping down to levels before the second and third waves, and focus needs to turn to lowering restrictions to support economic activity



Source: National Department of Health



Source: World Health Organization

SA Economics



Lockdown levels and migration									
Level 5 28 Mar-30 Apr 2020	Level 4 01-31 May 2020	Level 3 01 Jun-17 Aug 2020	Level 2 18 Aug- 20 Sept 2020	Level 1 21 Sept-28 Dec 2020	Adjusted Level 3 29 Dec 20-28 Feb 21	Level 1 01 Mar-31 Mar 2021	Level 2 1 Jun-15 Jun 2021	Level 3 16 Jun- 27 Jun 2021	Adjusted Level 4 28 Jun-30 Jun 2021
INTERNATIONAL AND NATIONAL BORDER MOVEMENT									
Level 5	Level 4	Level 3	Level 2	Level 1	Adjusted Level 3	Adjusted Level 4			
<p>All borders of the country remain closed except for transportation of goods and repatriation of citizens to SA and non-citizens to their countries of citizenship</p> <p>Interprovincial travel is not permitted except to return to work with proof of employment, for movement of learners, with permit, in exceptional circumstances such as funerals (with approval) or essential services</p>	<p>All borders of the country remain closed except for transportation of goods and repatriation of citizens to SA and non-citizens to their countries of citizenship</p> <p>Interprovincial travel is not permitted except to return to work with proof of employment; for movement of learners, with permit; in exceptional circumstances such as funerals (with approval) or essential services</p>	<p>All borders of the country remain closed except for transportation of goods and repatriation of citizens to SA and non-citizens to their countries of citizenship</p> <p>Interprovincial travel is not permitted except to return to work with proof of employment; for movement of learners, with permit; in exceptional circumstances such as funerals (with approval) or essential services</p>	<p>All borders of the country remain closed except for transportation of goods and repatriation of citizens to SA and non-citizens to their countries of citizenship</p> <p>All travel between provinces is allowed for <u>any</u> purpose</p>	<p>Borders reopened for international travel as of 1 October 2020 subject to restrictions</p> <p>All travel between provinces is allowed for any purpose</p>	<p>Borders reopened for international travel as of 1 October 2020 subject to restrictions. 20 land borders were closed on 11 January 2021 and re-opened on 15 February 2021 while 3 remain closed</p> <p>All travel between provinces is allowed for any purpose</p>	<p>Borders remain open</p> <p>Interprovincial travel is restricted when travelling to and from Gauteng only – except work, <u>business</u> or commercial travel, however leisure travel is not allowed</p>			
AVIATION									
Level 5	Level 4	Level 3	Level 2	Level 1	Adjusted Level 3	Adjusted Level 4			
Air transport permitted only for the shipment of cargo	Ocean and air transport permitted only for the shipment of cargo	Domestic air travel for business only international flights not permitted	Domestic air travel for business only international flights not permitted	Domestic air travel allowed international travel allowed as of 01 October 2020	Domestic air travel allowed international travel allowed as of 01 October 2020	Domestic air travel allowed with restrictions to Gauteng. International travel allowed as of 01 October 2020			

Source: The Department of Home Affairs

SA Economics



Global Vaccination Campaign (continued)

Country	No. of doses administered	Enough for % of people	Given 1+ dose	Fully vaccinated	Daily rate of doses administered
<i>Global Total</i>	6,251,982,138	—	—	—	30,250,862
Mainland China	2,206,054,000	78.8	82.5	73.0	3,350,000
India	883,358,375	32.3	46.9	16.9	7,087,679
EU	584,975,643	63.6	67.4	64.8	1,017,118
U.S.	391,992,662	61.2	64.5	55.9	706,771
Brazil	234,674,906	56.8	71.5	42.3	1,396,215
Japan	162,577,384	64.4	69.9	58.9	1,088,500
Indonesia	141,049,222	26.4	33.4	18.7	1,850,779
Turkey	109,164,373	65.6	64.7	53.3	378,499
Germany	107,422,982	64.6	68.0	64.3	193,171
Mexico	99,868,671	39.1	49.8	35.2	439,355
France	94,409,815	72.8	77.5	74.7	238,666
U.K.	93,630,859	70.1	73.1	67.1	63,598
Russia	90,127,908	30.7	32.6	28.5	222,855
Italy	84,548,509	70.0	74.6	74.7	201,909
Pakistan	80,508,569	19.7	28.5	13.4	717,039
Spain	70,022,100	75.3	81.0	78.7	67,575
South Korea	63,412,391	61.3	75.0	47.7	662,506
Canada	56,108,841	74.8	76.2	70.6	99,712
Iran	51,950,783	31.2	43.6	18.8	953,168
Argentina	51,516,131	57.3	65.8	48.8	215,137
Thailand	49,881,430	35.7	45.4	26.0	614,129
Bangladesh	48,225,447	14.5	18.9	10.0	1,387,002
Philippines	44,741,741	20.9	25.2	22.3	372,853
Malaysia	43,367,580	66.6	71.1	61.2	302,901
Saudi Arabia	41,987,171	61.6	68.5	54.7	99,437
Morocco	41,099,861	57.7	62.7	52.8	276,939
Colombia	39,913,294	39.6	51.5	32.9	175,737
Vietnam	39,232,772	20.3	32.1	8.6	631,780
Poland	37,186,150	49.0	52.1	51.1	25,586
Chile	31,664,524	82.9	78.8	73.8	90,807
Australia	27,441,696	53.8	63.7	42.6	285,209
Sri Lanka	26,171,815	60.0	66.4	53.5	151,563
Peru	26,058,662	39.3	47.1	31.5	230,804
Cambodia	24,072,205	73.0	80.1	66.3	179,078
Netherlands	23,540,559	68.3	70.3	63.6	20,075
Ecuador	20,666,054	59.8	64.5	57.2	20,552
Cuba	20,535,957	90.6	80.8	43.7	254,770
UAE	20,018,034	93.1	86.2	76.4	52,096
Uzbekistan	19,969,345	30.0	29.4	12.9	250,614
Ukraine	18,057,257	21.6	29.9	13.3	161,358
South Africa	17,176,603	16.4	20.9	14.5	113,252
Belgium	16,672,036	72.8	74.8	73.3	21,397
Egypt	16,223,309	8.2	10.6	5.7	385,142
Portugal	15,950,862	77.6	86.9	84.0	16,224
Venezuela	15,714,857	28.2	35.0	21.5	343,401
Taiwan	15,091,281	32.0	54.3	9.7	240,846
Israel	15,030,613	83.0	67.4	62.2	32,724
Kazakhstan	14,095,115	37.8	40.6	34.6	56,703
Algeria	14,082,920	16.2	13.9	9.3	292,376
Sweden	13,730,445	66.5	69.2	63.5	28,302
Nepal	13,452,743	23.6	24.5	21.8	205,302
Greece	12,112,128	56.5	60.0	57.0	21,849
Dominican Republic	11,859,802	57.2	58.3	55.5	21,593

Source: Bloomberg Vaccine Tracker, 29 September 2021

Note: Population coverage accounts for the number of doses required for each vaccine administered. The daily rate is a 7-day average; for countries that do not report daily, the last-known average rate is used.

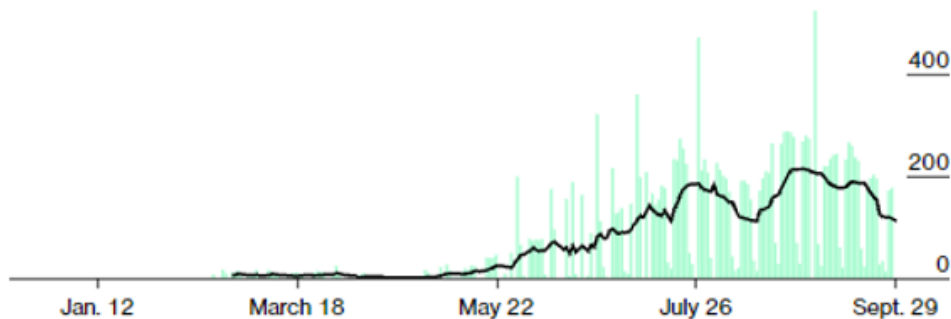
SA Economics



South Africa vaccination rate

— Average daily rate estimate

Doses administered: 600K



Source: Bloomberg Vaccine Tracker, 29 September 2021

Note: Immunity calculations take into account the number of doses required and the current rate of administration for each vaccine type. The "daily rate estimate" is a seven-day trailing average; interpolation is used for countries with infrequent updates. Data from Bloomberg's Covid-19 Vaccine Tracker.

- While South Africa is officially out of the third wave, and government reports that the positivity rate has fallen to 0.5%, there is inertia on a further easing of lockdown restrictions, with some worries on the vaccination rate, which is at 16.4% now for full coverage (fully vaccinated).
- So far, 17.3million vaccinations have been administered in South Africa, with everyone eighteen and over eligible, and government currently awaiting trial results for over twelve-year-olds. Vaccine hesitancy remains a huge impediment to full vaccination in the country."
- South Africa has seventeen million children who are fourteen years old and younger, in a population of sixty million, and 4.9 million aged fifteen to nineteen, with about 37 million people able to still be vaccinated, excluding refugees, asylum seekers and visitors.
- However, the majority of individuals who want to be vaccinated appear to have been, given the low volumes at vaccination sites, with innovative rollouts into some stores, welfare (Sassa) queues and many other areas to encourage higher coverage.
- Furthermore, this weekend "Government and Civil Society join hands and resources for Vooma Vaccination Weekend", on Friday and Saturday, 1 and 2 October 2021, in a nationwide vaccination drive, with "pop-ups ... open ... in all corners of the country.
- Government adds, "(t)he public and private health sectors, organised labour and business and community- and faith-based formations will join forces in the vaccination drive themed Vooma Vaccination Weekend."
- "This will be the first Vooma Vaccination Weekend in a series of outreaches under this banner in which leadership from across the political spectrum, civil society, traditional leaders, labour and business will mobilise communities to stay safe by being vaccinated."

SA Economics



- The state is doing a huge amount, as are many members of society, to raise the vaccination rate through the population, and some companies are making vaccination mandatory. However, disinterest and distrust remain key stumbling blocks.
- SA's low vaccination rate (the global coverage rate is 41%) is also negative for tourism, which has high job generation potential and matters for all tourists, including well-heeled foreign tourists which bring in large amounts of spend to the economy, and so support employment.

Please scroll down to the second section below

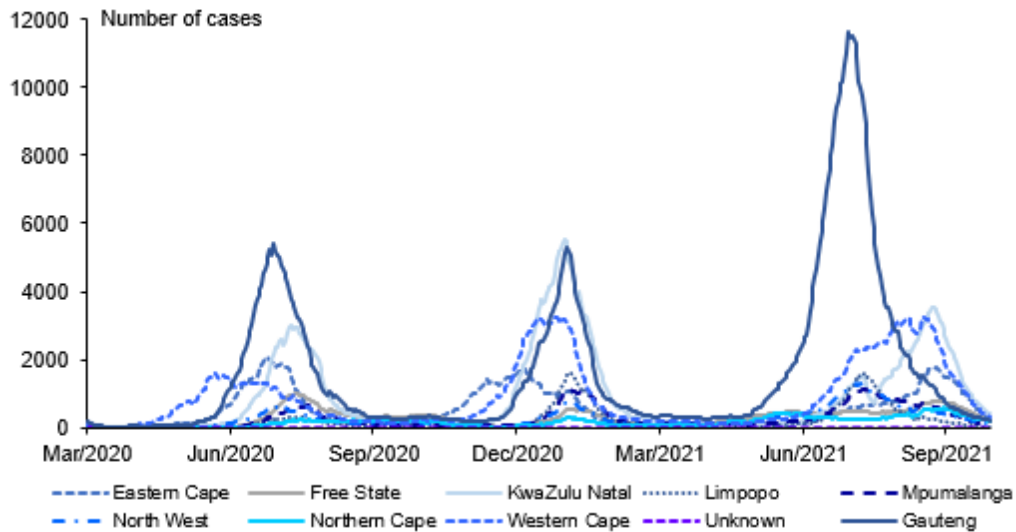
Covid-19 situation in numbers (official total and new cases in past 24 hours for the 29 Sept 2021)					
Reporting regions	Confirmed	Total confirmed new cases	Total Deaths	Total new deaths	Ratio of deaths to infections
South Africa	2 898 888	1 945	87 417	365	3.0
Region of the Americas	89 647 068	135 997	2 204 149	2 603	2.5
Globally	232 636 622	407 664	4 762 089	7 207	2.0
Eastern Mediterranean Region	15 731 766	22 560	288 560	459	1.8
European Region	69 872 620	164 803	1 333 195	2 160	1.9
African Region	6 014 249	11 763	145 813	715	2.4
Western Pacific Region	8 420 057	43 257	114 939	770	1.4
South-East Asia Region	42 950 098	29 284	675 430	500	1.6

Source: World Health Organization

SA Economics

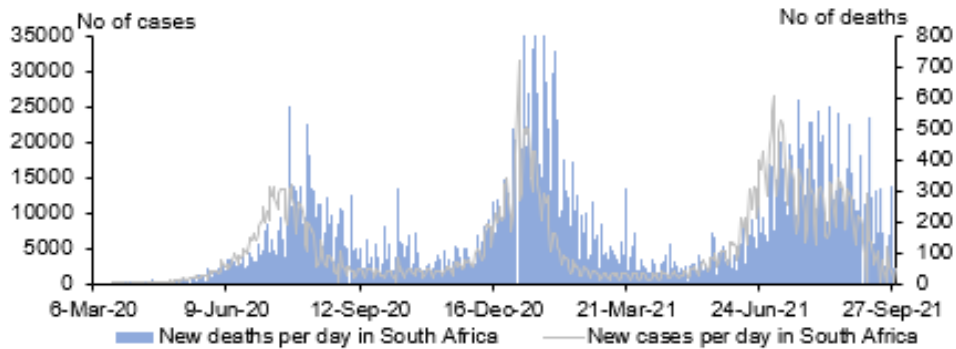


Regional daily case increase in Covid-19 cases – 7 day rolling average



Source: National Department of Health

Number of new infections and deaths per day in South Africa: a longer peaking period in the third wave



Source: World Health Organization

SA Economics



Adjusted Level 3 restrictions – 28 July 2021 to 12 September

- Gatherings may not exceed 50% of venue capacity up to a maximum of 50 people indoors and 100 people outdoors
- Health protocols must be observed at gatherings, including maintaining a distance of at least 1.5 metres between people.
- As with all gatherings, funerals and cremation are restricted to a maximum of 50 people
- There is a two hour limit on funeral services.
- No night vigils or post-funeral gatherings are permitted.
- Curfew is from 10pm to 4am
- Apart from permitted workers, no person may be outside their place of residence during curfew
- Establishments like restaurants need to close by 8pm
- Alcohol sales from retail outlets restricted to Monday-Thursday, 10am to 8pm
- No on-site consumption of alcohol at licensed establishments after 8pm
- No consumption of alcohol in public spaces, including parks and beaches
- All people aged 35+ are eligible to be vaccinated.
- From 1 September, all people aged 18+ will be eligible.
- Restrictions on leisure travel to and from Gauteng are lifted
- Inter-provincial travel is permitted
- It remains mandatory to wear a mask that covers your nose and mouth whenever you are in public.

Source: The Presidency

Adjusted Level 2 measures – 13 September 2021

- The hours of curfew will now start at 11pm and end at 4am.
- Non-essential establishments like restaurants, bars and fitness centres will need to close by 10pm to allow their employees and patrons to travel home before the start of the curfew.
- All gatherings will be limited to a maximum of 250 people indoors and 500 people outdoors.
- Where the venue is too small to accommodate these numbers with appropriate social distancing, then no more than 50% of the capacity of the venue may be used.
- The sale of alcohol from retail outlets for off-site consumption will be permitted between 10am and 8pm from Monday to Friday.
- Alcohol sales for on-site consumption will be permitted as per license conditions up to 10pm.
- Funerals remain restricted to no more than 50 people, and, as before, night vigils, after-funeral gatherings and 'after-tears' gatherings are not allowed.

Source: The Presidency

- The state is calling on “South Africans and people living in the country to roll up their sleeves and ensure ... at least half a million people are vaccinated this weekend, en route to achieving a national vaccination rate of 70 per cent of the adult population by the end of this year.”

SA Economics



- And government reiterates that "(v)accination is also the country's best defence against a possible fourth wave of COVID-19 infection". The fourth wave is expected to begin in December and get substantially underway in January.
- However, the new waves of infections have depended on new variants as well, and the higher the global vaccination rate rises, the less likelihood there is of new variants developing. However, at 41% it is still not high enough to have a counterbalancing effect yet.
- That is, countries with low vaccination rates, such as many in Africa and other developing countries, risk fostering the development of new variants as the unvaccinated tend to see the incubation of new variations of COVID-19.
- Consequently, global vaccination is heavily encouraged. Additionally, the disruption to the global economy from the pandemic, and supply constraints are still impeding global economic growth, keeping inflation high and creating shortages of supplies.
- "It's ... frustrating to see the bottlenecks and supply chain problems not getting better, in fact at the margin apparently getting a little bit worse," Fed Chair Powell highlights, "(w)e see that continuing into next year probably and holding inflation up longer than we had thought".
- The ECB has voiced similar concerns. Economic activity in China has slowed, with high factory input costs and electricity shortages, and the country's PMI has shrunk to 49.6, from 50.1 as China's manufacturing sector entered contractionary territory.
- Global supply chain blockages have hit China hard, and with this not unlikely to unwind soon, high supply side inflation is likely to persist globally, and continue to elevate US inflation, while economies remain vulnerable to further shocks, but currently COVID-19 is receding globally.
- As many governments have found out, switching economies back on after switching off most activity early last year is not as simple, and even South Africa's economic reset favoured by government has been a complete failure for unemployment, which is higher than ever in SA.

SA Economics



SA Economics



Global Vaccination Campaign (continued)					
Country	No. of doses administered	Enough for % of people	Given 1+ dose	Fully vaccinated	Daily rate of doses administered
Czech Republic	11,790,273	55.4	57.0	55.8	7,440
Hungary	11,167,215	57.1	60.2	57.7	5,617
Myanmar	10,935,671	10.3	13.6	6.6	241,757
Austria	10,817,179	61.1	64.6	61.0	9,594
Switzerland	10,383,501	60.8	64.4	58.5	27,584
Romania	10,175,695	26.2	28.2	27.5	26,825
Singapore	9,306,670	81.6	82.1	79.2	21,411
Denmark	8,819,556	76.0	76.7	75.2	4,111
Hong Kong	8,646,366	57.5	59.6	55.4	29,448
Azerbaijan	8,350,575	41.8	47.2	36.4	43,969
Tunisia	7,975,573	33.8	42.6	32.0	104,696
Norway	7,769,255	72.5	77.3	67.7	15,809
Iraq	7,608,508	9.7	12.0	7.5	38,726
Finland	7,556,125	68.5	74.8	62.1	20,610
El Salvador	7,396,989	57.3	62.8	51.6	37,096
Ireland	7,207,797	72.8	76.1	74.2	8,762
Jordan	6,976,290	34.6	36.7	32.4	15,752
Guatemala	6,757,605	19.2	25.1	13.3	70,914
Bolivia	6,729,706	29.1	36.8	28.2	33,840
Nigeria	6,552,979	1.6	2.3	0.9	67,104
Serbia	6,456,710	46.4	43.5	41.6	17,745
Oman	6,374,064	76.0	90.1	61.9	237,136
Uruguay	6,234,761	88.6	77.7	73.0	19,405
Panama	5,367,816	63.6	69.7	57.5	16,408
Zimbabwe	5,290,317	17.7	20.5	15.0	29,469
Costa Rica	5,276,479	52.0	64.5	39.5	12
Honduras	5,196,072	26.6	32.8	20.4	46,577
New Zealand	5,132,627	52.1	66.3	37.9	37,830
Slovakia	4,767,787	43.7	44.9	41.3	5,575
Qatar	4,708,867	84.2	84.4	79.4	4,704
Mongolia	4,662,652	70.7	68.3	64.6	13,034
Paraguay	4,488,153	31.4	36.7	26.1	10,056
Laos	4,402,770	30.7	41.1	26.7	9,906
Tajikistan	3,872,421	20.8	24.8	16.8	70,941
Rwanda	3,760,170	15.2	17.0	13.3	55,030
Kenya	3,712,030	3.9	5.8	1.9	35,853
Mozambique	3,644,423	5.8	6.1	5.6	54,234
Ethiopia	3,559,648	1.8	2.9	0.8	47,783
Croatia	3,419,381	42.0	44.6	41.8	5,545
Belarus	3,389,520	17.9	19.8	16.0	26,145
Lithuania	3,207,088	57.6	62.6	57.8	492
Angola	3,134,137	5.2	7.1	3.3	44,856
Afghanistan	3,133,227	4.2	2.1	1.2	765,279
Lebanon	3,036,896	22.2	24.2	20.1	12,103
Bahrain	2,574,524	86.7	78.5	75.1	4,846
Bulgaria	2,530,744	18.2	17.4	19.0	6,801
Kuwait	2,380,000	25.1	56.2	19.4	12,990
Slovenia	2,119,238	52.3	54.3	48.2	6,177
Uganda	2,056,553	2.6	4.1	1.0	90,201
Ivory Coast	1,982,168	3.8	5.6	1.4	29,591
Senegal	1,784,832	5.5	7.6	3.5	2,395
Georgia	1,774,769	23.8	26.3	21.4	12,623
Guinea	1,732,598	6.4	8.7	4.0	37,356
Albania	1,723,996	30.0	32.6	27.3	8,344

Source: Bloomberg Vaccine Tracker, 29 September 2021

Note: Population coverage accounts for the number of doses required for each vaccine administered. The daily rate is a 7-day average; for countries that do not report daily, the best-known average rate is used.

SA Economics



Global Vaccination Campaign (continued)					
Country	No. of doses administered	Enough for % of people	Given 1+ dose	Fully vaccinated	Daily rate of doses administered
Sudan	1,704,840	2.0	1.5	1.3	23,108
Ghana	1,653,422	2.7	2.9	2.5	2,690
Mauritius	1,633,952	64.5	66.8	62.2	1,155
Latvia	1,626,651	42.4	47.5	43.8	4,632
Libya	1,586,055	12.1	21.0	2.8	13,839
North Macedonia	1,505,469	36.2	37.7	34.7	5,749
Kyrgyzstan	1,436,823	11.2	12.8	9.6	10,729
Moldova	1,392,707	28.0	22.9	29.0	3,502
Estonia	1,364,994	51.5	57.1	45.9	3,284
Kosovo	1,299,482	36.1	43.7	28.5	15,100
Cyprus	1,155,490	68.0	67.9	63.1	1,955
Mauritania	1,118,158	13.8	7.9	14.0	34,720
Malawi	1,087,426	2.7	3.9	2.4	7,241
Bhutan	1,081,086	72.6	78.5	66.3	2,265
Bosnia and Herzegovina	1,060,145	16.1	19.2	12.9	7,334
Trinidad and Tobago	1,057,104	37.9	41.5	34.9	4,084
Fiji	1,033,997	57.8	68.0	47.6	8,390
Tofo	997,632	6.2	7.4	5.0	23,544
Malta	820,435	83.0	85.2	85.2	1,046
Nicaragua	788,502	6.0	7.7	4.4	2,155
Luxembourg	785,299	63.9	68.1	65.1	696
Jamaica	755,782	13.9	19.4	9.3	6,298
Maldives	729,253	98.0	105.4	90.7	796
Zambia	720,260	2.0	1.8	2.1	7,129
Timor-Leste	711,879	27.5	34.1	19.4	5,704
Macau	649,564	47.8	51.2	44.6	4,123
Niger	621,853	1.3	1.7	0.4	9,294
Botswana	606,699	12.8	17.2	9.5	2,729
Iceland	551,110	77.2	78.8	77.2	1,103
Guyana	538,748	34.3	45.2	23.4	2,047
Syria	533,949	–	–	–	23,498
Somalia	477,075	1.8	1.7	1.4	8,550
Cameroon	461,201	0.9	1.5	0.3	723
Brunei	455,355	49.5	60.2	38.8	5,688
Montenegro	452,830	36.3	38.8	33.8	2,161
Madagascar	417,648	0.8	0.7	0.7	5,145
Cape Verde	414,300	37.7	51.7	23.7	3,398
Armenia	408,535	6.9	8.9	4.8	5,965
Namibia	407,502	8.3	10.5	6.5	4,761
Mali	405,053	1.1	1.7	1.2	1,630
Suriname	396,230	33.2	38.0	28.4	1,898
Equatorial Guinea	389,970	14.3	16.5	12.1	757
Tanzania	389,807	0.3	–	–	5,687
Yemen	356,173	0.6	1.0	<0.1	2,077
Comoros	336,863	19.3	20.0	18.5	249
Lesotho	332,954	8.1	12.2	11.7	6,246
Republic of the Congo	329,905	3.6	4.7	2.5	1,525
Belize	304,218	37.3	47.6	28.2	2,949
Liberia	284,246	3.1	2.3	0.6	9,183
Burkina Faso	254,545	0.6	1.2	0.8	8,839
Eswatini	240,002	10.8	18.7	18.1	500
Barbados	234,948	40.9	46.2	35.6	1,501
Sierra Leone	232,375	1.5	2.4	0.5	805

Source: Bloomberg Vaccine Tracker, 29 September 2021

Note: Population coverage accounts for the number of doses required for each vaccine administered. The daily rate is a 7-day average; for countries that do not report daily, the bi-monthly average rate is used.

SA Economics




Global Vaccination Campaign (continued)					
Country	No. of doses administered	Enough for % of people	Given 1+ dose	Fully vaccinated	Daily rate of doses administered
Benin	226,269	1.0	1.3	0.2	1,696
Gambia	207,195	4.4	7.8	7.3	357
Papua New Guinea	191,925	1.1	1.6	0.5	3,017
Central African Republic	187,160	2.0	3.0	0.2	212
Curaçao	186,826	57.3	60.0	54.7	97
Bahamas	184,461	24.2	30.0	18.4	10
Gabon	180,320	4.3	4.9	3.8	916
Samoa	172,316	42.9	57.1	28.7	3,269
Aruba	155,908	69.6	72.5	66.7	116
Jersey	151,059	–	–	–	35
Seychelles	148,402	77.3	80.5	74.1	154
Chad	142,548	0.4	0.7	0.2	2,785
DR Congo	134,945	0.1	0.1	<0.1	226
Isle of Man	129,319	76.1	77.0	75.1	4
Cayman Islands	110,096	84.7	84.7	84.7	675
Solomon Islands	106,074	8.3	12.8	3.6	641
South Sudan	103,751	0.4	0.6	0.2	889
Greenland	102,357	89.8	124.5	64.8	300
Guernsey	101,986	–	–	–	44
Andorra	95,918	62.3	68.7	55.9	113
Guinea-Bissau	94,715	2.7	4.9	0.4	3,807
Antigua and Barbuda	89,252	46.0	50.1	41.9	1,325
Bermuda	86,676	68.8	69.6	68.0	60
Sao Tome and Principe	82,679	19.4	28.4	10.4	2,392
Gibraltar	79,527	117.0	117.5	116.4	27
St. Lucia	76,224	21.2	25.0	17.3	497
Tonga	74,503	37.3	47.0	27.5	100
Faroe Islands	74,291	75.8	77.8	73.8	110
Micronesia	72,311	34.8	42.6	–	210
Djibouti	67,229	3.1	3.8	2.4	174
Haiti	64,799	0.3	0.4	0.2	739
Grenada	55,663	25.5	30.4	20.7	579
Turks & Caicos	52,374	68.9	72.2	65.6	77
Monaco	49,980	64.1	68.4	59.8	120
Sint Maarten	49,310	58.7	61.2	56.2	22
Saint Kitts and Nevis	47,415	41.6	44.6	38.6	54
San Marino	47,100	69.3	71.9	71.9	3
Dominica	44,624	31.4	33.3	29.6	82
Turkmenistan	41,993	0.4	0.6	0.2	–
St. Vincent and the Grenadines	33,825	15.4	18.6	12.2	139
Anguilla	18,584	61.9	63.3	60.6	2
Nauru	14,863	57.2	58.6	55.8	4
St. Helena	7,892	65.8	72.7	58.9	8
Falkland Islands	4,407	73.5	87.7	59.2	202
Montserrat	2,871	28.7	29.7	27.8	2
Eritrea	–	–	–	–	–

Source: Bloomberg Vaccine Tracker, 29 September 2021

Note: Population coverage accounts for the number of doses required for each vaccine administered. The daily rate is a 7-day average; for countries that do not report daily, the last-known average rate is used.

SA Economics



Source: Bloomberg Vaccine Tracker, 29 September 2021

Note: "Population covered" divides the doses administered by each vaccine type by the number of doses required for full vaccination. Data gathered from government agencies, public statements, Bloomberg interviews and the WHO and John Hopkins University.