

Investec World Axis: Global Equity Fund

Class A

OFFSHORE EQUITY FUND OF FUNDS

FUND OVERVIEW

Portfolio Manager

Investec Wealth & Investment International

Inception Date
 Class A: 22 December 2010
 Class B: 10 December 2013
 Class C: 25 October 2016
 Class D: 24 April 2018

Peer Group Benchmark¹
 Morningstar Global Large-Cap Blend Equity Average (USD)

Internal Reference Benchmark⁶
 MSCI World Net Return Index

ISIN
 Class A: GG00B46GYB89
 Class B: GG00BD6KKNV65
 Class C: GG00BZC0L432
 Class D: GG00BD5F1J68

Share Class Codes
 Class A: INVGLBL:GU
 Class B: INVGLEB:GU
 Class C: INVGLEC:GU
 Class D: INVGLED:GU

Fund Size (\$m)
 Class A: 319.4
 Class B: 137.2
 Class C: 70.5
 Class D: 42.7

Base Currency
 US Dollar

Fund Price (NAV)
 Class A: \$218.04
 Class B: \$226.23
 Class C: \$182.15
 Class D: \$142.38

Minimum Investment⁴
 Class A: \$500
 Class B: \$3,000,000
 Class C: \$10,000⁵
 Class D: \$15,000,000

Issue Date
 15 April 2022

Fee Structure ³		Class A
Annual Management Fee:	1.25% (P.Y.: 1.25%) ¹	
Other:	0.77% (P.Y.: 0.80%)	
Total Expense Ratio (TER):	2.02% (P.Y.: 2.05%) ¹	
Portfolio Transaction Costs:	0.09% (P.Y.: 0.08%) ¹	
Total Investment Charge:	2.11% (P.Y.: 2.13%) ¹	

¹ The prior year ("PY") TER and Transaction cost calculations are based upon the portfolio's direct costs for the financial year ended 31 March 2021, whilst the underlying portfolios' ratio and cost calculations are based upon their most recent published figures, being 31 March 2022.

Trading Terms

Daily, with one business day's notice for redemptions. Cut off 17h00 Guernsey time.

Distribution

No distributions have been made

Risk Profile

LOW LOW-MOD MOD MOD-HIGH HIGH

Investment Categories

DOMESTIC
OFFSHORE
MULTI-ASSET CLASS

For more information, please go to www.investec.com/wi

Fund Characteristics and Objectives

The investment objective of the Investec World Axis Global Equity Fund (the "Fund") is to provide investors with capital growth over the long term and income, whilst aiming to outperform the stated fund benchmark with below benchmark risk over three year rolling periods. Short term performance may fluctuate from the benchmark performance.

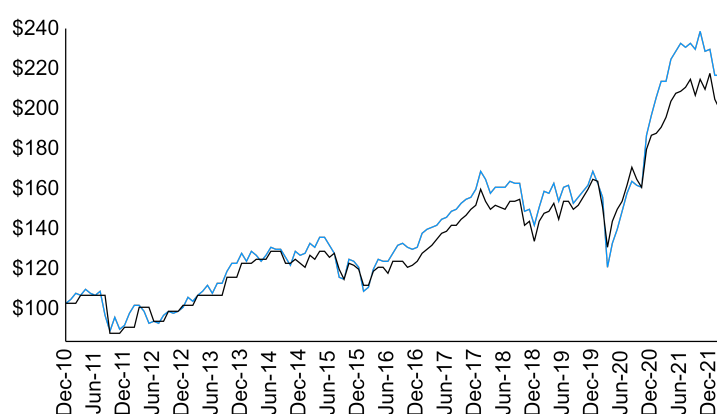
Our portfolio manager strives to outperform the benchmark over the longer term by focusing on:

- Selecting investment managers who provide returns in proportion with risk taken,
- Allocating assets based on our in house strategic view of the market environment,
- Blending investment managers appropriately in order to reduce risk without infringing on underlying performance,
- Performing a stringent due diligence on all investment managers that is based on both a qualitative and quantitative investment process.

This Fund is FSCA approved.

Cumulative Return

— Investec World Axis Global Equity Fund - \$218
 — Global Equity Peer Group Benchmark - \$201



Source: Investec Investment Management and Morningstar



¹ Peer Group Benchmark: from 1 October 2014 Morningstar Global Large-Cap Blend Equity Average (USD), prior Lipper Global Equity.

⁴ The minimum investment amount may be different depending on your product provider.

⁵ The C Class Shares are available to investors approved by the Directors.

⁶ Internal Reference Benchmark: from 1 April 2016 MSCI World Net Return index, prior MSCI World Price Index.

P.Y. The previous financial year-end (31 March 2021)

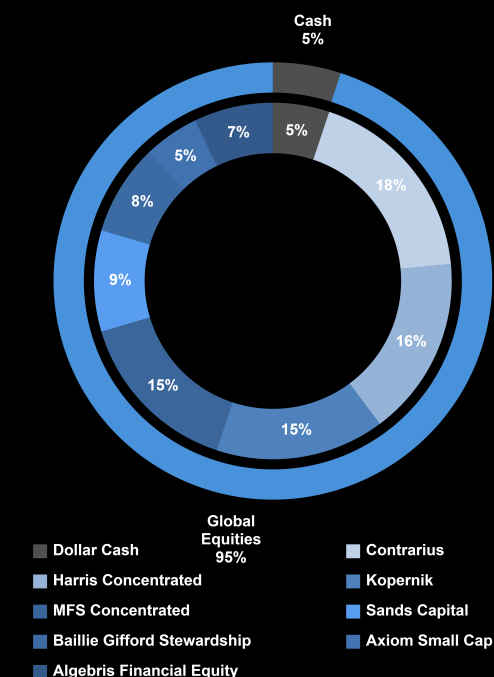
Investec World Axis: Global Equity Fund

Class A

OFFSHORE EQUITY FUND OF FUNDS

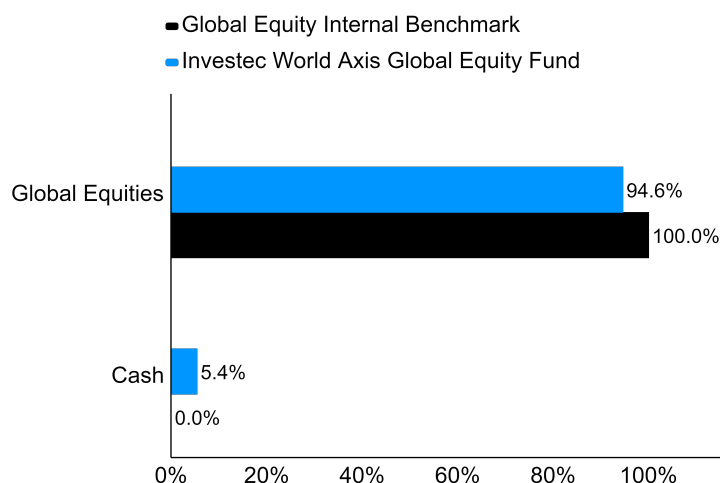
PORTFOLIO POSITIONING

Manager Allocation (%)³



Source: Investec Investment Management

Asset Allocation (%)³



Source: Investec Investment Management

Top 10 Equity Holdings

1. Visa	6. Thermo Fisher
2. Alphabet	7. Valaris
3. Teck Resources	8. Paramount Global
4. The Mosaic Company	9. Sinclair Broadcast Group
5. Ovintiv	10. LVMH

Source: Investec Investment Management

Performance (Class A, USD, net of fees)

	1 year	3 years ²	5 years ²	7 years ²	10 years ²	Since inception ²	Calendar High	Calendar Low
Investec World Axis Global Equity Fund	3.5%	12.2%	9.6%	8.0%	8.2%	7.2%	27.9%	-12.5%
Global Equity Peer Group Benchmark ¹	4.2%	11.3%	9.2%	7.3%	7.5%	6.4%	21.2%	-11.9%
Global Equity Internal Benchmark ⁵	10.1%	15.0%	12.4%	10.0%	10.0%	9.1%	24.1%	-7.6%

² Annualised

Source: Investec Investment Management and Morningstar

Calendar Year Returns (Class A, USD, net of fees)

	2010 ⁷	2011	2012	2013	2014	2015	2016	2017	2018	2019	2020	2021
Investec World Axis Global Equity Fund	1.5%	-12.5%	10.1%	27.9%	-0.9%	-4.8%	8.9%	22.4%	-11.6%	19.2%	17.2%	16.9%
Global Equity Peer Group Benchmark ¹	0.0%	-11.9%	12.4%	21.2%	0.0%	-2.3%	3.4%	23.1%	-12.3%	23.8%	13.9%	16.8%
Global Equity Internal Benchmark ⁵	0.7%	-7.6%	13.2%	24.1%	2.9%	-2.7%	6.9%	22.4%	-8.7%	27.7%	15.9%	21.8%

¹ Peer Group Benchmark: from 1 October 2014 Morningstar Global Large-Cap Blend Equity Average (USD), prior Lipper Global Equity

⁵ Internal Reference Benchmark: from 1 April 2016 MSCI World Net Return index, prior MSCI World Price Index

⁷ From 22 December 2010 to 31 December 2010

Method of calculation: NAV-NAV. Gross income reinvested

Source: Investec Investment Management and Morningstar

Glossary Summary

Annualised return: is the average return per year over the period.

The Effective Annual Cost (EAC): Is a measure which allows investors to compare the charges that may be incurred and their impact on investment returns when investing in different financial products. It is expressed as an annualised percentage.

Method of calculation: Unit prices are calculated on a net asset value basis by determining the total market value of all assets in the Fund, including any income accruals, less any permissible deductions.

The Net Asset Value (NAV): represents the value of the assets of a fund less its liabilities.

Total Expense Ratio (TER): Includes the annual management fee, performance fee and administrative costs but excludes portfolio transaction costs (except in the case of an entry or exit charge paid by a fund when buying or selling units in another fund) expressed as a percentage of the average daily value of the Fund calculated over a rolling three years (or since inception where applicable) and annualised to the most recently completed quarter.

Transaction cost (TC): Transaction costs are a necessary cost in administering the Fund and impacts returns. It should not be considered in isolation as returns may be impacted by many other factors over time including market returns, the type of financial product, the investment decisions of the investment manager and the TER. Calculations are based on actual data where possible and best estimates where actual data is not available.

Total investment charge (TIC): This is the sum of the TER and TC.

Specific Fund Risks

Investments in general and foreign investments in particular involve numerous risks and might not be suitable for all investors. Where foreign securities are included in the portfolio there may be additional risks such as potential constraints on liquidity, macroeconomic risk, political risk, foreign exchange risk, tax risk, settlement risk as well as potential limitations on the availability of market information. Please refer to https://www.investec.com/en_za/investment/unit-trusts.html?t-5 for a list of Fund specific risk which should be considered by investors prior to investing.

Important information that should be considered prior to investing

Collective investment schemes ("CISs") are generally medium to long term investments and the Manager gives no guarantee with respect to the capital or the return of the Fund. CISs trade at ruling prices and can engage in borrowing of up to 10% of fund net asset value to bridge insufficient liquidity and scrip lending. A schedule of fees and charges are available on request from the Fund Manager. Performance shown is that of the Fund and individual investor performance may differ as a result of initial fees, actual investment date, date of any subsequent reinvestment and any dividend withholding tax. Past performance is not necessarily a guide to future performance. Where the Fund invests in the participatory interests of foreign collective investment schemes these may levy additional charges which are included in the relevant TER. The Manager has a right to close the portfolio to new investors in order to manage it more efficiently in accordance with its mandate. The value of participatory interests or the investment may go up or down. Different classes of units apply to the Fund and the information presented is for the most expensive class. The price or value of such securities and instruments may rise or fall and in some cases investors may lose their entire principal investment. Returns and benefits are dependent on the performance of underlying assets and other variable market factors and are not guaranteed. A higher Total Expense Ratio (TER) does not necessarily imply a poor return, nor does a low TER imply a good return. Purchase and redemption instructions must be received by the Administrator prior to the weekly cut-off time as indicated in the 'Fund Overview' section of this document. Additional information on the Fund, including information on the EAC and Fund prices can be obtained, free of charge, at https://www.investec.com/en_za/investment/unit-trusts.html?t-5.

Disclaimer

Although information has been obtained from sources believed to be reliable, Investec Wealth & Investment International ("W&I") Proprietary Limited does not warrant its completeness or accuracy. Opinions and estimates represent W&I's view at the time of going to print and are subject to change without notice.

The information contained herein is for information purposes only and readers should not rely on such information as advice in relation to a specific issue without taking financial, banking, investment or other professional advice. W&I and/or its employees may hold a position in any securities or financial instruments mentioned herein. The information contained in this document does not constitute an offer or solicitation of investment, financial or banking services by W&I.

W&I accepts no liability for any loss or damage of whatsoever nature including, but not limited to, loss of profits, goodwill or any type of financial or other pecuniary or direct or special indirect or consequential loss howsoever arising whether in negligence or for breach of contract or other duty as a result of use of the or reliance on the information contained in this document, whether authorised or not. W&I does not make representation that the information provided is appropriate for use in all jurisdictions or by all investors or other potential clients who are therefore responsible for compliance with their applicable local laws and regulations. This document may not be reproduced in whole or in part or copies circulated without the prior written consent of W&I. This communication should not be distributed to private customers who are resident in countries where the Funds are not registered for sale or in any other circumstances where its distribution is not authorised or is unlawful. In particular, these unit trusts or fund of funds are not available to investors who are US persons as defined per US tax legislation.

© 2022 Morningstar. All Rights Reserved. The information contained herein: (1) is proprietary to Morningstar and/or its content providers; (2) may not be copied or distributed; and (3) is not warranted to be accurate, complete or timely. Neither Morningstar nor its content providers are responsible for any damages or losses arising from any use of this information. Past performance is no guarantee of future results.

Source: MSCI. The MSCI information may only be used for your internal use, may not be reproduced or disseminated in any form and may not be used as a basis for or a component of any financial instruments or products or indices. None of the MSCI information is intended to constitute investment advice or a recommendation to make (or refrain from making) any kind of investment decision and may not be relied on as such. Historical data and analysis should be taken as an indication or guarantee of any future performance analysis, forecast or prediction. The MSCI information is provided on an "as is" basis and the user of this information assumes the entire risk of any use made of this information. MSCI, each of its affiliates and each other person involved in or related to compiling, computing or creating any MSCI information (collectively, the "MSCI Parties") expressly disclaims all warranties (including, without limitation, any warranties of originality, accuracy, completeness, timeliness, non-infringement, merchantability and fitness for a particular purpose) with respect to this information. Without limiting any of the foregoing, in no event shall any MSCI Party have any liability for any direct, indirect, special, incidental, punitive, consequential (including, without limitation, lost profits) or any other damages. www.msci.com

Statutory legal information

The Investec World Axis funds are established as protected cells of Investec W&I International PCC Limited, a company registered in Guernsey and regulated under The Authorised Collective Investment Schemes (Class B) Rules 2013 and approved in South Africa under the Collective Investments Schemes Control Act 45 of 2002. The Manager, Sanne Fund Management (Guernsey) Limited, has appointed W&I as its authorised agent to manage the portfolios. The Fund is administered by Sanne Fund Services (Guernsey) Limited ("SFSGL"), Sarnia House, Le Truchot, St Peter Port, Guernsey, GY1 1GR, Custodian: Butterfield Bank (Guernsey) Limited (Registered number: 13263), PO Box 253, Martello Court, Admiral Park, St Peter Port, Guernsey, GY1 3QJ.

Investec Wealth & Investment International Proprietary Limited. Registration No.1972/008905/07. Member of the JSE Equity, Equity Derivatives, Currency Derivatives, Bond Derivatives and Interest Rate Derivatives Markets. An authorised financial services provider No. 15886. A registered credit provider registration no. NCRCP262.