

SEGREGATED DISCRETIONARY PORTFOLIO

Investec Global Balanced Portfolio (USD)

FUND OVERVIEW


Portfolio Manager

Investec Wealth & Investment

Fund Information

Inception Date:	30 March 2018
Benchmark:	Morningstar EAA Fund USD Moderate Allocation
Fund Size:	US\$ 7.9 million
Base Currency:	US Dollar
Minimum Investment:	US\$300 000
Management Fee:	1.25% pa. on the first US\$1 million, 1.0% thereafter (excl. VAT)
Trading Terms:	On notice, subject to applicable stock exchange settlement terms

Risk Profile



Investment Categories



For more information, please go to www.investec.com

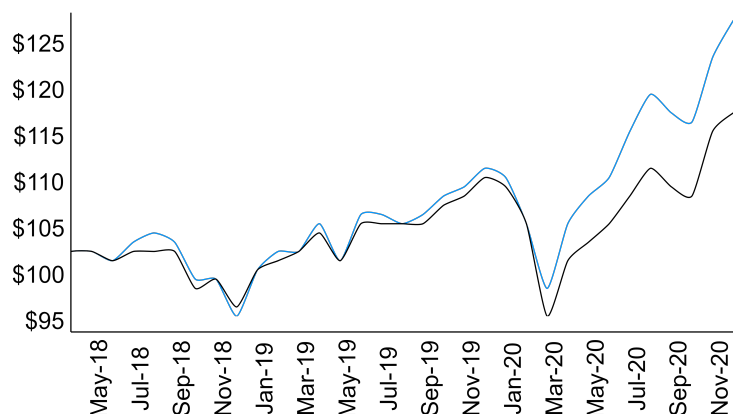
Fund Characteristics and Objectives

The Investec Global Balanced Portfolio (USD) seeks to provide a balanced return of capital and income in US Dollars over the long term. We aim to achieve this by investing across a broad range of traditional and non-traditional asset classes and securities across the globe.

- The portfolio is an actively managed multi-asset class portfolio that leverages of four well-established top-down and bottom-up global investment processes.
- A material allocation of the portfolio is invested in direct equities listed in developed equity markets. This allocation to direct global equities will be biased towards larger capitalisation stocks that have sustainable competitive advantages in growing markets ("Global leaders").
- In addition to direct equities, we will use structured products, 3rd party mutual funds and exchange traded products where appropriate.

Portfolio Performance

— Investec Global Balanced Portfolio (USD) - \$126
 — Morningstar EAA Fund USD Moderate Allocation - \$116



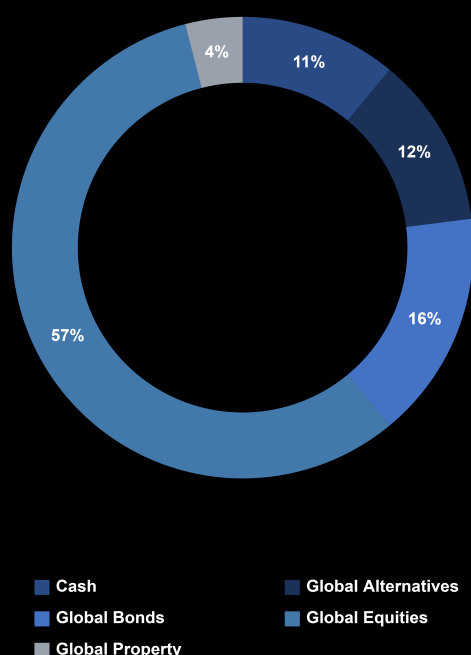
Source: Investec Wealth & Investment and Morningstar

SEGREGATED DISCRETIONARY PORTFOLIO

Investec Global Balanced Portfolio (USD)

PORTFOLIO STATISTICS

Asset / Sector Allocation (%)³



³ May not sum to 100 due to rounding

Top 10 Holdings

1. Hermes Investment Funds PLC	6. Atlas Copco AB
2. ASML Holding	7. Schoder Int Selection Fund
3. Alphabet Inc.	8. Thermo Fisher Scientific Inc.
4. Amazon Com Inc.	9. Fedex Corp.
5. Estee Lauder Companies Inc.	10. Apple Inc.

Source: Investec Wealth & Investment

Performance (USD, net of fees)

	3 months	6 months	1 year	2 years ²	Since inception ²
Investec Global Balanced Portfolio (USD)	8.6%	15.2%	14.8%	15.8%	8.8%
Morningstar EAA Fund USD Moderate Allocation	7.9%	11.9%	7.2%	11.0%	5.7%
Global Balanced Internal Benchmark ⁴	8.6%	14.1%	11.3%	14.4%	8.6%

² Annualised

⁴ The Global Balanced Internal Benchmark is made up of 52.5% MSCI World Net Return, 5% FTSE EPRA/NAREIT Developed TR, 25% J.P. Morgan GBI Global Unhedged, 10% Barclays Benchmark Overnight USD Cash +2% and 7.5% Barclays Benchmark Overnight USD Cash Index.

Source: Investec Wealth & Investment, Pulse and Bloomberg

Important information that should be considered prior to investing

Investments in general and, derivatives, in particular, involve numerous risks, including, among others, market risk, counterparty default risk and liquidity risk. No security, financial instrument or derivative is suitable for all investors. In some cases, securities and other financial instruments may be difficult to value or sell. The price or value of such securities and instruments may rise or fall and, in some cases, investors may lose their entire principal investment. Past performance is not necessarily a guide to future performance. Returns and benefits are dependent on the performance of underlying assets and other variable market factors and are not guaranteed. Levels and basis for taxation may change. Exchange rate fluctuations may have an adverse effect on the value of certain investments. The information contained herein is for information purposes only and readers should not rely on such information as advice in relation to a specific issue without taking financial, banking, investment or other professional advice. W&I and/or its employees may hold a position in any securities or financial instruments mentioned herein. The information contained in this document does not constitute an offer or solicitation of investment, financial or banking services by W&I.

Disclaimer

Although information has been obtained from sources believed to be reliable, Investec Wealth & Investment ("W&I"), a division of Investec Securities Proprietary Limited does not warrant its completeness or accuracy. Opinions and estimates represent W&I's view at the time of going to print and are subject to change without notice.

The information contained in this document does not constitute an offer or solicitation of investment, financial or banking services by W&I. W&I accepts no liability for any loss or damage of whatsoever nature including, but not limited to, loss of profits, goodwill or any type of financial or other pecuniary or direct or special indirect or consequential loss howsoever arising whether in negligence or for breach of contract or other duty as a result of use of the or reliance on the information contained in this document, whether authorised or not. W&I does not make representation that the information provided is appropriate for use in all jurisdictions or by all investors or other potential clients who are therefore responsible for compliance with their applicable local laws and regulations. This document may not be reproduced in whole or in part or copies circulated without the prior written consent of W&I.

Statutory legal information

Investec Wealth & Investment, a division of Investec Securities Proprietary Limited. Registration No.1972/008905/07. Member of the JSE Equity, Equity Derivatives, Currency Derivatives, Bond Derivatives and Interest Rate Derivatives Markets. An authorised financial services provider No.15886. A registered credit provider registration number NCRCP262.