



Streamlined Energy and Carbon Report 2020

INVESTEC PLC



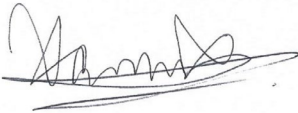
15-06-2021



QUALITY REVIEW AND APPROVAL RECORD

The Inenco Group is committed to delivering the highest possible standard of service and operates a Quality Management System certified to ISO 9001: 2015. As part of this process, your deliverable has been checked and authorised for issue, as evidenced by the approval record below.

Inenco contact Georgios Chrysikopoulos
E Mail Georgios.Chrysikopoulos@inenco.com
Phone 07583 681 116
Customer Investec PLC
Project Reference: 323238/20201019/MSA
Documents held at: Inenco Lytham
Report Version v2.0
Date 15/06/2021

Role	Name	Signature	Date
Primary Author	Tom McLaren		15/06/2021
Technical review	Georgios Chrysikopoulos		15/06/2021
Approved for issue	Georgios Chrysikopoulos		15/06/2021

INTRODUCTION

This report has been produced by Inenco to provide the necessary information to achieve compliance with Streamlined Energy and Carbon Reporting for the financial year ending 31st March 2021.

Eligibility- Quoted

Investec PLC is UK-incorporated and is Listed on a stock exchange such as the London Stock Exchange, so is classified as a Quoted company, so must report annually under Streamlined Energy and Carbon Reporting.

Mandatory disclosure

The information provided in this report should be inserted into Investec PLC's Annual Directors' Report to ensure compliance with The Companies Act 2006 (Strategic Report and Directors' Report) Regulations 2013 and The Companies (Directors' Report) and Limited Liability Partnerships (Energy and Carbon Report) Regulations 2018; the latter commonly referred to as Streamlined Energy & Carbon Reporting (SECR).

Carbon management: turning compliance into opportunity

Once the text in the following section is published in your annual report your organisation will have achieved regulatory compliance. **The energy and carbon performance of your organisation will now be visible to your investors, customers, employees and the broader community.** Many of these stakeholders are increasingly focused on environmental sustainability and looking to work with organisations that reflect their values. SECR provides a platform to turn compliance into an opportunity.

We would recommend that all our customers use their SECR report as the foundation on which to build a clear plan of continuous improvement. Some of the areas where we are helping our clients address the Net-Zero agenda include:

- ⬢ Setting carbon reduction targets - and a costed plan to meet them
- ⬢ Communicating success stories both internally and externally
- ⬢ Procuring zero-carbon electricity
- ⬢ Supporting further reporting mechanisms such as Carbon Disclosure Project
- ⬢ Building a clear strategy and plan to drive decarbonisation and broader sustainability focused on those factors that are most material to the organisation

INFORMATION FOR PUBLICATION IN ANNUAL REPORT

Summary

Investec PLC's greenhouse gas emissions, reportable under SECR in 2020/21 were 1,733 tonnes CO₂e.

Tables below show a full breakdown of what has been included in the above figure. Investec PLC's greenhouse gas emissions were 86.20% lower than 2019/20. The intensity of 0.5 tonnes CO₂e per employee is 81.88% lower than last year.

Greenhouse gas emissions

Figure 1 Greenhouse gas emissions by year (tonnes CO₂e)

Emissions source	tCO ₂ e 2020	tCO ₂ e 2021	Share %	% Change
Natural Gas	237.00	53.58	3.09%	-77.39%
Electricity	2,771.00	1,171.37	67.58%	-57.73%
Transportation - Car	207.00	27.22	1.57%	-86.85%
Working from Home*		451.99	26.08%	
Transportation - Air	8,984.00	-10.83**	-0.62%	-100.12%
Material Use	189.00	28.16	1.62%	-85.10%
Transportation - Rail and Taxi	155.00	5.64	0.33%	-96.36%
Waste	7.00	5.61	0.32%	-19.86%
Water	14.58	0.62	0.04%	-95.78%
Hotel Stay		0.05	0.003%	
Total emissions (tCO₂e)	12,565	1,733	100.00%	-86.20%
Headcount	4,581	3,487		
Intensity: (tCO₂e per employee)	2.74	0.50		

*Calculated using the eco-act whitepaper framework for home working

**Accounting correction for cancelled domestic flights booked in previous years

Figure 2 Greenhouse gas emissions by scope (tonnes CO₂e)

Emissions source	Scope 1	Scope 2	Scope 3	Total
Natural Gas	53.58			53.58
Electricity		1,171.37		1,171.37
Transportation - Car			27.22	27.22
Working from Home			451.99	451.99
Transportation - Air			-10.83	-10.83
Material Use			28.16	28.16
Transportation - Rail and Taxi			5.64	5.64
Waste			5.61	5.61
Water			0.62	0.62
Hotel Stay			0.05	0.05
Total	53.58	1,171.37	508.39	1,733.35
<i>Share of Total</i>	<i>3.09%</i>	<i>67.58%</i>	<i>29.33%</i>	

This includes only emissions reportable under SECR and may not reflect the entire carbon footprint of the organisation

Energy consumption

Figure 3 Energy consumption by year (kWh)

Emissions source	kWh 2021	Share %
Natural Gas	291,400	4.22%
Electricity	4,151,191	60.15%
Transportation - Car	176,662	2.56%
Working from Home	2,282,345	33.07%
Total	6,901,598	100.00%
Headcount	3,487	
Intensity: (kWh per employee)	1,979	

Boundary, methodology and exclusions

An 'operational control' approach has been used to define the Greenhouse Gas emissions boundary¹.

This approach captures emissions associated with the operation of all office buildings, company travel in private vehicles and travel on public transportation. This report covers all countries where Investec PLC has operational control over their emissions.

This information was collected and reported in line with the methodology set out in the UK Government's Environmental Reporting Guidelines, 2019.

Emissions have been calculated using the latest conversion factors provided by the UK Government. Due to the COVID 19 pandemic, data on the refrigerant usage has been difficult to obtain. However, this is estimated to be a very small portion of the total emissions.

The reporting period is April 2020 to March 2021, as per the financial accounts.

Energy efficiency initiatives

Investec PLC have been pro-active in the 2020/21 period and have implemented several energy efficiency measures, a few of which are listed below:

- Introduced a new energy software for better monitoring of the energy usage
- Installed smart metering equipment in their new office in Bristol
- Replaced the existing smart metering equipment with new one across the majority of their sites

¹ An operational control approach to GHG emissions boundary is defined as: "Your organisation has operational control over an operation if it, or one of its subsidiaries, has the full authority to introduce and implement its operating policies at the operation".



www.inenco.com